

Advanced Simulation of Aeronautical Combustors

B. Cuenot

(CERFACS)

R. Vicquelin

(CNRS, UPR 288, EM2C, Centrale-Supélec, U. Paris-Saclay)

E. Riber

(CERFACS)

V. Moureau, G. Lartigue

(CORIA, CNRS UMR6614, Normandie Université, Université et INSA de Rouen)

A. Figuer, Y. Mery

(SAFRAN AIRCRAFT ENGINES)

J. Lamouroux, S. Richard

(SAFRAN HELICOPTER ENGINES)

L. Gicquel

(CERFACS)

T. Schmitt, S. Candell

(CNRS, UPR 288, EM2C, Centrale-Supélec, U. Paris-Saclay)

E-mail: cuenot@cerfacs.fr

DOI : 10.12762/2016.AL11-06

The development of new aeronautical combustor concepts relies on the best possible knowledge of combustion phenomena, such as ignition and extinction, flame structure, combustion instabilities or pollutant emissions. Numerical simulation, and in particular the Large Eddy Simulation approach, is a powerful tool to understand, predict and control the coupled physics involved in turbulent combustion in both academic and applied configurations. Thanks to reliable physical models, accurate numerical methods and high efficiency on massively parallel computers, numerical simulation is now able to produce robust and reliable solutions in complex geometries, taking into account all technological and physical effects. Today, it is a research tool that contributes to improving our knowledge of turbulent reacting flows and in particular the interaction between turbulence and combustion chemistry. It is also an efficient tool for the design of aeronautical combustors, guiding test benches and possibly reducing their number.

Introduction

In recent years, numerical simulation has gained considerable importance in the understanding and prediction of combustion phenomena in both academic and applied configurations. It is a challenging domain that requires suitable descriptions of the turbulent flow and the chemistry, as well as their strong interaction and other coupled physics such as spray injection, heat transfer and acoustic resonances with the system modes, etc. The numerical simulation of turbulent reacting flows relies on the accurate modeling of the underlying physics, which has been developed by a large community in the past 50 years and is still the focus of intense research [1]. Its capabilities to address large, transient and multi-physics problems have been promoted by the development of High Performance Computing (HPC), that has considerably improved the fidelity of the results and opened new fields of research [2]. HPC also plays a key role in the implementation of numerical simulation in the industrial context, making it an efficient design tool capable of taking into account complex geometries with an increasing number of technological details.

Models and numerics for advanced simulation of aeronautical combustors

In the field of turbulent - inert or reacting - flows, numerical simulation techniques can be classified depending on their level of accuracy. Direct Numerical Simulation (DNS) consists in solving the turbulent flow equations without any modeling, which implies that the full range of turbulent scales must be resolved. This requires the number of discretization points N to increase as $Re^{3/4}$ in each direction, so that the total number of nodes in the grid increases as $Re^{9/4}$, where $Re = U L/\nu$ is the Reynolds number. In reacting flows, the very thin reaction zone requires even smaller grid cells. In contrast, the Reynolds-Averaged Navier Stokes (RANS) relies on the statistical moments (mean and rms) of the flow, solving ensemble-averaged flow equations with various closures for the turbulent Reynolds stresses and fluxes, and dropping out the description of the various scales of the turbulent flow. Due to their computational cost, DNS calculations are exclusively dedicated to academic, simple-geometry, small-scale configurations with a moderate Reynolds number, with the aim of

accurately describing the complex structure of turbulence and its interaction with a flame front. On the other hand, the fast RANS approaches are most suitable for industrial application, although their fidelity and capacity to represent complex non-linear physics are limited. It is known, for example, that RANS methods do not provide an adequate representation of rotating flows of the type induced by swirl injectors. In recent years, the Large Eddy Simulation (LES) technique has emerged as a good compromise between DNS and RANS, keeping high accuracy and fidelity at a reasonable CPU cost. This is achieved by applying a low-pass spatial filter to the flow equations, eliminating the smaller scales that are easily modeled. LES therefore still solves for physical variables, keeping their time and space scales down to the filter cut-off scale. Contrary to DNS, where high-order numerical schemes impose simple geometries, LES may rely on 3rd or even 2nd order non-dissipative schemes, which are still useable at a reasonable CPU cost in complex geometries. Lower order schemes, which are commonly used in RANS, are however not appropriate for LES where the subgrid scale turbulent viscosity is much smaller than in RANS.

Combustion chemistry must also be described, since it drives all flame characteristics and behaviors of interest within the framework of burner design: ignition and extinction, flame structure, burnt gas state, pollutant emissions, etc., are all strongly dependent on chemistry and of primary importance for the burner performances. For standard kerosene or jet fuels, combustion chemistry involves hundreds of chemical species and thousands of reactions, which strongly raise the CPU cost if directly computed. Many approaches exist to account for complex fuel chemistry and its interaction with the turbulent flow in the thin flame regime, which corresponds to the situation prevailing in engines [3, 4, 5, 6, 7]. One strategy is then to pre-tabulate the detailed chemistry flame structure as a function of one or two parameters (typically the progress variable and the mixture fraction), later introduced into the simulation via the Probability Density Function (PDF) of the tabulation parameters, or via the Flame Surface Density concept. Another strategy is to reduce the chemical scheme to a limited number of species and reactions, still guaranteeing the correct flame characteristics and behaviors. The flame structure can then be computed directly, modeling its interaction with turbulence through an additional model, such as the Thickened Flame model in the LES context (TFLES). Global chemical schemes, reduced down to 1 to 4 steps, are usually built with a fitting procedure, and are valid only under the fitting range conditions. More sophisticated methods are used to analytically derive reduced schemes [8], involving 10 to 25 species depending on the fuel, which reflect the main chemical paths and reproduce the correct system behavior under a wide range of conditions.

Ignition and extinction

From one sector to full burner ignition

Ignition constitutes a critical phase in aerospace propulsion. It must be completed in a safe and reliable way, i.e., always leading to a stabilized flame, while producing a minimum pressure peak, even under unfavorable conditions at high altitude, where rapid relight in case of accidental extinction of the combustor is required for engine certification. New combustion technologies currently developed to reduce pollutant emissions, make the ignition process even more critical.

The experimental characterization of ignition has been extensively studied on single burner ignition problems. One of the key issues is to predict the survival of the generated flame kernel in the turbulent flow field. Indeed, depending on the local flow conditions that are encountered by the kernel, it can either develop towards a turbulent flame or extinguish, leading to a measurable probability of ignition. Computing a full probability map numerically demands important computational resources, since many ignition events must be simulated. This has been achieved in recent work [9], where a good agreement between the numerical and experimental probability maps has quantitatively validated the predictability of LES. Such simulations also enabled a better physical understanding of the stochasticity of the ignition process to be achieved and a low-order predictive model that can be used repeatedly at the industrial design stage [10, 11] could be provided.

Applying LES to the full ignition process has been the next important challenge. Following the pioneering work of Boileau et al [6], Barré et al [12] performed a joint analysis of experiments and numerical simulation of ignition in a gaseous non-premixed multi-injectors burner, in order to study the effects of spacing between injectors on the ignition process and the mechanisms driving the flame propagation from burner to burner. More recently, a novel experimental device named MICCA [13] has been simulated [14, 15] with the AVBP solver, a code jointly developed by CERFACS and IFPEN [16]. This system comprises 16 swirling injectors in an annular geometry allowing full optical access to the flame. It is fed with a lean mixture of air and propane while a single spark igniter initiates the flame. In the simulation, the turbulent combustion is described with either the Filtered Tabulated Chemistry LES model F-TACLES [7] or the TFLES model [17]. With a mesh of 310 million tetrahedra, the simulation required 1.5 million CPU hours on TGCC-Curie thin nodes and was efficiently run on 6144 CPU cores. For both F-TACLES and TFLES models, numerical results closely match experimental data, as illustrated in Fig. 1. The flame brush at the largest scales is similar to that observed experimentally; the instantaneous flame configurations resemble those recorded by the camera. Transit times from one injector to the next match the measured ones, and the duration of the light-round of the order of 50 ms is also correctly predicted.

Extinction limits

The design of gas turbine burners requires the characterization of their operability, and in particular their lean blow-off limits (LBO) in terms of Fuel-Air Ratio (FAR). Flame extinction is however a complex transient process, driven by the two-phase flow, flame structure and their response to varying operating conditions. Experimentally, LBO is usually characterized by reducing the FAR gradually until extinction.

The same methodology has been applied to predict the LBO limit with LES for a variety of SAFRAN combustors and operating conditions (pressure and temperature). Simulations were performed with the AVBP solver, using the TFLES model [17] combined with a two-step kinetic mechanism for the kerosene chemistry [18]. For confidentiality reasons, extinction limits presented in Fig. 2 are normalized by the FAR at take-off power. A very good agreement between numerical and experimental results is obtained for the FAR extinction limit of real burners. In such a diagram, overall absolute errors are lower than ± 2 thousandths. The various configurations and operating conditions are also correctly ranked, validating the use of LES for LBO operability issues.




Figure 1 - Five instants in an ignition sequence of the MICCA chamber. Top row: Experimental views showing light intensity emitted by the fame during the light-round process, and represented in false colors to improve visualization. Middle and bottom rows: Respectively F-TACLES and TFLES simulations. Flame fronts are represented by an isosurface of progress variable $c=0.9$ for F-TACLES, corresponding to an isosurface of temperature $T=1781$ K for TFLES. Both are colored by axial velocity levels (light yellow: -30ms^{-1} ; black: $+15\text{ms}^{-1}$). Blue isosurfaces correspond to the velocity field $U=25\text{ms}^{-1}$ (from [15]).

Combustor performances

Temperature distribution at the combustor exit

One of the uses of LES within the framework of combustion chamber design concerns the prediction of the temperature level and its spatial distribution at the combustor exit which is an input for high pressure turbine designers. Figure 3 shows a typical example of a straight-through combustion chamber geometry from SAFRAN along with the associated exit plane position.

For analysis and exchange of information with the turbine designers, a dimensionless temperature 1D profile (azimuthal average) is usually extracted from the LES field, leading to the so-called RTDF profile. Several LES calculations were carried out on about ten combustors, using exactly the same simulation set-up in terms of models and numerics. In Fig. 4, results are compared to measurements at various radii across the vane. They are normalized for confidentiality reasons by the maximum of the RTDF profile. There is a relatively good agreement between numerical results and measurements in the hot part of the vane, since the error lies within the ± 2 point tolerance zone (not shown).

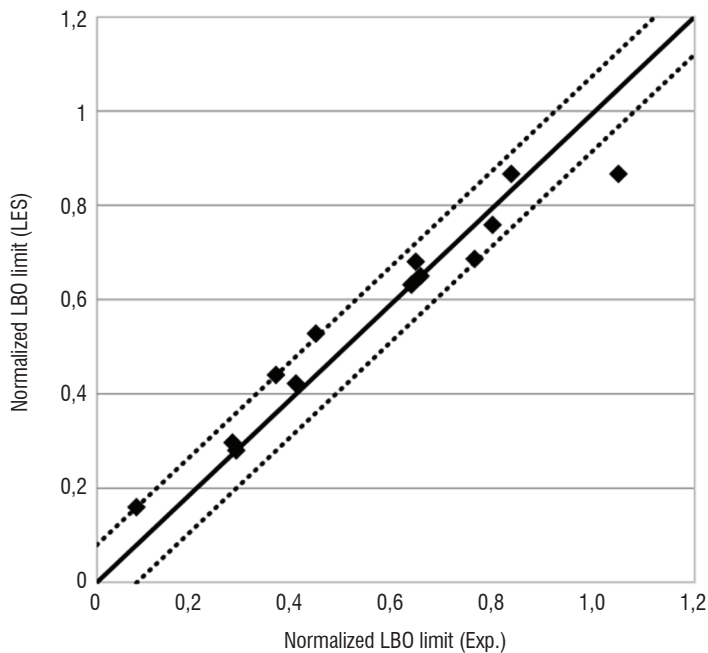


Figure 2 - LBO limit prediction (LES) vs. experimental data for a set of SAFRAN combustors under various operating conditions. Values are normalized by the fuel-air ratio at take-off power. Dotted lines correspond to the absolute error zone of ± 2 thousandths.

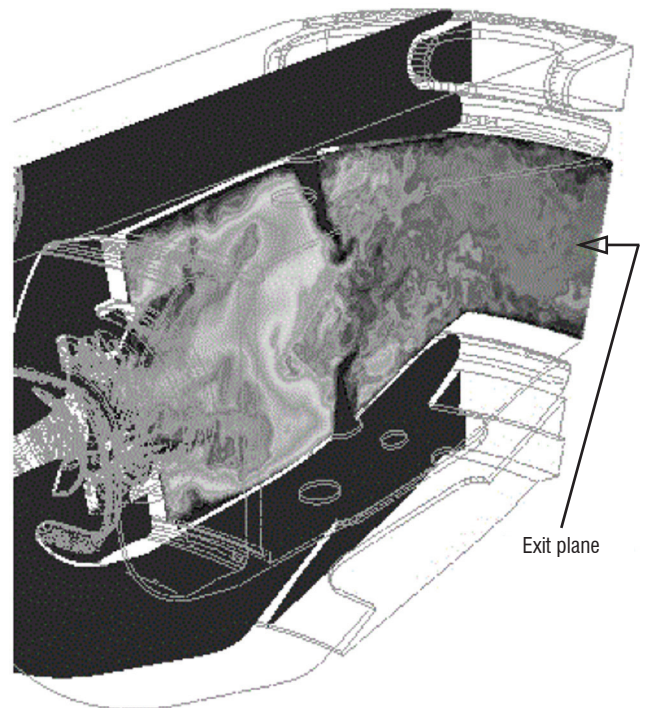


Figure 3 - Example of a straight-through combustion chamber and its exit plane location.

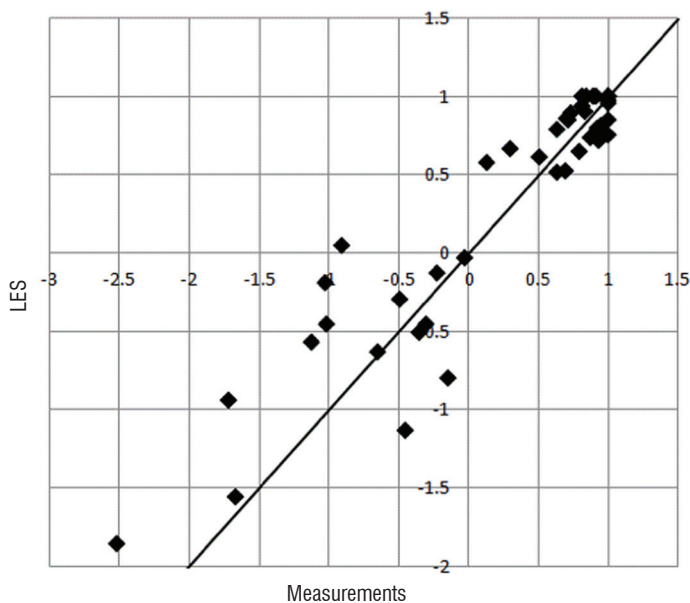


Figure 4 - Dimensionless temperature (RTDF) at various radii for a set of SAFRAN combustors. RTDF values are normalized by the maximum of the 1D profile.

A monotonic trend is also observed confirming that the hottest zones are well positioned. The largest differences are found near the walls, where temperature levels are not well captured. At this point, it should be noticed that effusion cooling at the combustor walls was described with a homogeneous approach [19], which is suspected to underestimate mixing in the liner vicinity. Improvement of the near wall behavior is expected with heterogeneous descriptions such as the one recently developed by CERFACS and SAFRAN TURBOMECA [20].

Combustion instabilities

Combustion instabilities are a major concern in the design process of industrial combustion chambers. They are characterized by strong pressure and heat release oscillations in the flame tube and can alter the integrity of the system. Compressible LES is an appropriate tool to study combustion instabilities, because it takes into account the main processes involved: flame dynamics, acoustics, turbulence and

various dissipation mechanisms. LES of three industrial configurations from SAFRAN have been carried out for operating points featuring a strong acoustic response characterized by pressure oscillations at a particular frequency and amplitude. The acoustic mode appears naturally in the simulation after a transient phase, growing until it reaches a limit cycle. Comparisons between experimental and numerical frequencies are shown in Fig. 5 for the three combustion chambers. Two of them feature longitudinal acoustic modes that were obtained on a single sector of the combustion chamber [21, 22]. The third one features an azimuthal mode and can only be obtained by considering the full annular combustor [23].

The frequencies obtained in the simulations are quite close to those observed experimentally, showing that the acoustics and the combustion response are sufficiently well resolved. Some differences are observed for the amplitude, though the order of magnitude is correct. Current investigations rely on the complementary development of acoustic tools and reduced models to incorporate the action of the flame on the acoustic stability of an engine. In parallel, the question of the flame response to acoustic solicitations is naturally raised and the subject of dedicated LES-based studies [24].

Pollutants and soot

Prediction of NO_x in aero-engines

Environmental constraints, and in particular Nitrogen oxides (NO_x) and CO emissions, are also an important part of aeronautical burner design. NO_x are mainly produced in a thermal pathway where both hot temperature and oxygen are present [25], complemented by a prompt pathway in the fuel oxidation layer of the flame front [26]. The time scale of the thermal NO_x chemical pathway being far longer than that of kerosene oxidation in the flame front [27, 28], it requires dedicated modeling. Within the framework of tabulated chemistry models [29, 30], Pecquery et al recently proposed the NOMANI model (Nitrogen Oxide emission model with one-dimensional MANifold) [31], which relies on two different progress variables to take into account both the thermal and prompt NO_x pathways, as well as the dilution of the burnt gases by effusion holes after the primary zone of the combustor. In order to generate the 1D premixed laminar flames of the table for the

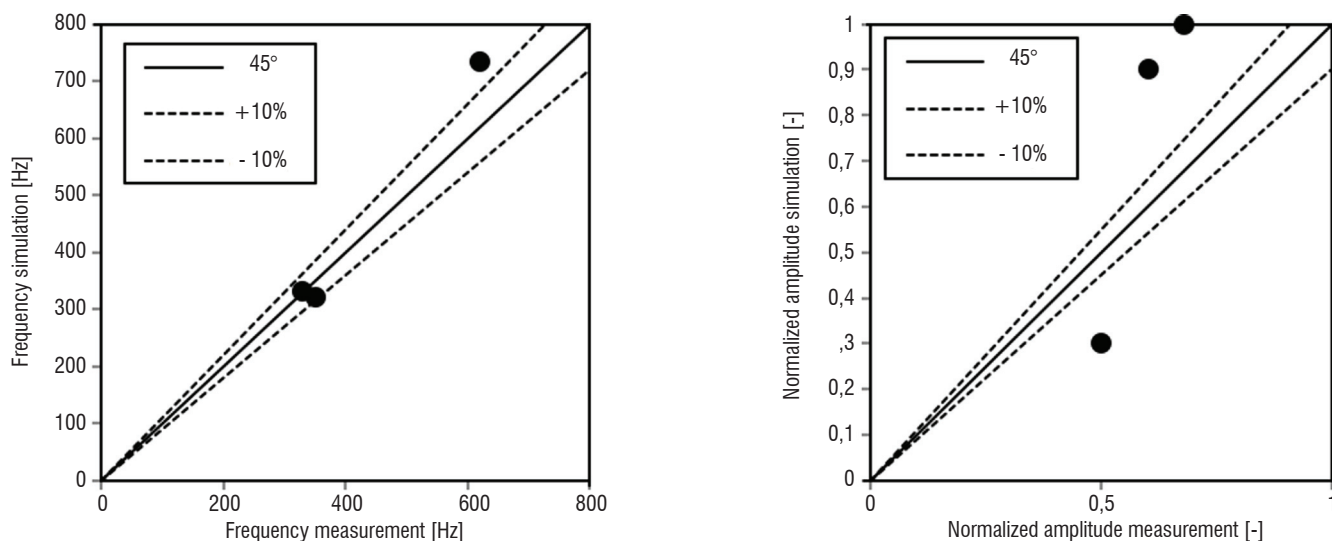


Figure 5 - Unstable modes for three different real scale combustors. Comparison between LES and experiments in terms of frequency (left) and normalized amplitude (right).

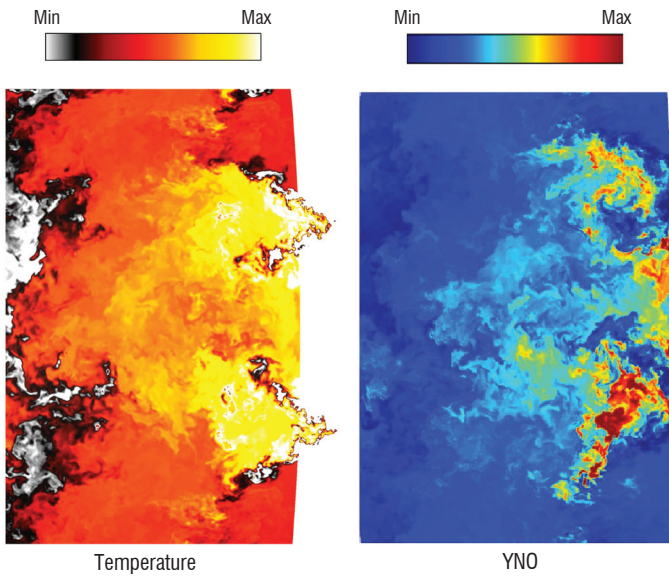


Figure 6 - Instantaneous fields of temperature and NO mass fraction at the center of the burner. Injection is on the right side.

full range of operating conditions of aeronautical burners in terms of pressure, inlet temperature and equivalence ratio, a parallel table generator based on the Cantera software [32] has been designed. The tool called MUTAGEN (MULTICORE TABLE GENERATOR) relies on pre-existing flame repositories, used as initial conditions to converge new flames, and allows look-up tables to be obtained, in the worst case within 2 to 3 hours on 16 cores for the reduced Luche mechanism [33, 34], which contains 92 species and 694 reactions.

The NOMANI model was implemented in the YALES2 solver developed at CORIA [35, 36]. The YALES2 code is dedicated to the LES of turbulent reactive flows on unstructured grids at low-Mach number. YALES2 has been specifically tailored for exploiting massively parallel computers and the handling of meshes with billions of cells [37]. The YALES2 code and the NOMANI model were recently applied at SAFRAN TURBOMECA to a low-NOx burner. These simulations count 380 million tetrahedra for a sector of two injectors and run on 2048 cores of the Airain machine at the TGCC center of the CEA. Instantaneous temperature and NO mass fraction fields at the center of the burner are represented in Fig. 6, illustrating the strong correlation

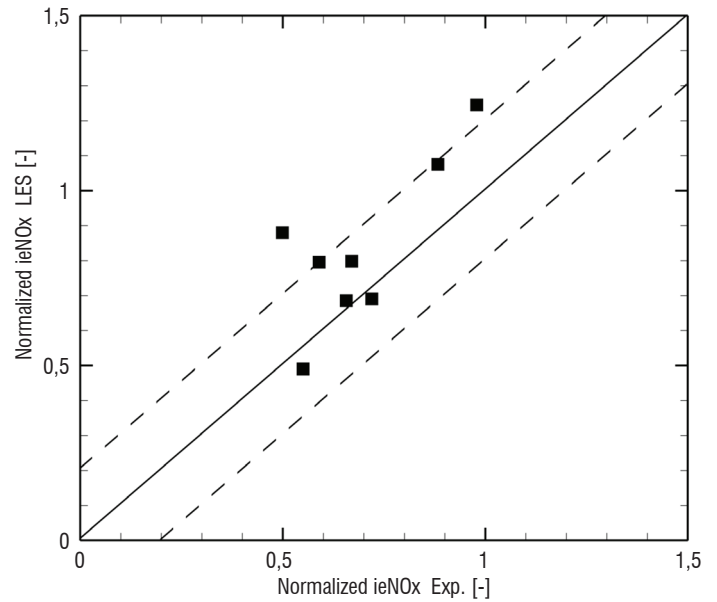


Figure 7 - LES normalized NOx emission index as a function of the experimental ones for various operating conditions and combustion chamber technologies. The dashed lines outline the experimental strong confidence zone.

between the two fields. In the primary zone, hot temperatures and high NO mass fractions appear in the same regions: in the central recirculation zone of each injection system and also to a less extent in the recirculation zones between the injection systems. The same methodology was applied to various operating conditions, combustion chambers and injector technologies at Safran. A reduced set of results is illustrated in Fig.7, where the numerical, normalized NOx emission indices are compared with experimental values. The results are consistent with the experimental data, and mostly within experimental uncertainties. These calculations pave the way for a better understanding of NO emissions in gas turbine combustors and the ability to optimize the air split in the burner for reduced NO production.

Soot

Soot participates in the energy balance in the production chamber, modifying the burnt gas temperature. It can cause a significant loss of efficiency of aeronautical combustors, due to soot deposits and wall deterioration. In addition, when emitted to the atmosphere, soot aggregates have a negative impact on health and the environment.




Figure 8 - Instantaneous dimensionless temperature and soot volume fraction fields in a SAFRAN TURBOMECA helicopter model combustor.

Soot production is the result of a complex heterogeneous chemical process, where gaseous precursors trigger the formation of solid particles that may aggregate and react on their surface. Like combustion, this chemical phenomenon is quite sensitive to turbulent transport and mixing, which makes soot highly intermittent and strongly dependent on the temporal and spatial evolution of the flow. Therefore, LES is the most adequate numerical method to investigate soot production in aircraft engines. To do so simplified soot models are used, and coupled to temperature and species fields, as well as thermal radiation.

Coupled LES-radiation simulations have been recently presented in [38, 39] to evaluate soot particles in a helicopter engine. The solid phase has been described by a phenomenological two-equation model [40], where acetylene is the only soot precursor and soot oxidation is due to OH and O₂. A hybrid chemical description has been proposed by [38], combining a two-step global chemistry for the gas phase combustion [18] and a tabulated chemistry for the minor species involved in soot production but not present in the reduced chemistry. Finally, a Discrete Ordinates Method approach with optimized spectral models has been used to compute radiation [41]. It was shown that soot is produced and grows in the rich zones of the primary premixed flame, and is then consumed in a secondary diffusion flame (Fig. 8). Very few soot particles are found at the burner exit.

Comparing an adiabatic uncoupled and a non-adiabatic LES-radiation simulation, the radiation effect appeared to be rather weak in the gas phase (a difference of a few percent in the mean temperature field), but much larger in the soot volume fraction (around 35%), due to slower kinetics for the reactions responsible for the soot particle evolution.

Conclusions

The accuracy and reliability of numerical simulation, and in particular of the LES approach, have been demonstrated by considering some difficult combustion phenomena, such as ignition, combustion instabilities or pollutant emissions, in either well-controlled academic experiments or realistic, complex-geometry applications. The complementarity with experiments is clearly established and numerical simulation has now become an essential tool for research, as well as industrial design. Current and future challenges are to include even more physics, in a parallel coupled solver strategy and to extend computational domains to all elements of aeronautical gas turbines, from the compressor down to the turbine. Such objectives will be achieved with the next generation of massively parallel computers and will require important efforts on the solvers to keep them at the highest HPC standards ■

Acknowledgements

PRACE/GENCI are gratefully acknowledged for granting access to the resource Curie-TN based in France at TGCC. The PhD fellowship provided to M. Philip by the Initiative d'Excellence (IDEX) Paris-Saclay is also acknowledged.

References

- [1] D. VEYNANTE, L. VERVISCH - *Turbulent Combustion Modeling*. Prog. Energy Combust. Sci. 28 (2002) 193–266.
- [2] N. GOURDAIN, L. GICQUEL, G. STAFFELBACH, O. VERMOREL, F. DUCHAINE, J. F. BOUSSUGE, T. POINSOT - *High Performance Parallel Computing of Flows in Complex Geometries: II. Applications*, Comp. Sci. & Discovery 2 (2009) 015004.
- [3] A. TRIANTAFYLIDIS, E. MASTORAKOS, R. L. G. M. EGGELS - *LES-CMC Simulations of a Lifted Methane Flame*. Combust. Flame 156 (12) (2009) 2328–2345.
- [4] S. MARTIN, J. KRAMLICH, G. KOSÁLY, J. RILEY - *The Premixed Conditional Moment Closure Method Applied to Idealized Lean Premixed Gas Turbine Combustors*. A. S. of Mechanical Engineers (Ed.), ASME Turbo Expo 2002: Power for Land, Sea, and Air, 573–580, 2002.
- [5] F. DI MARE, W. P. JONES, K. R. MENZIES - *Large Eddy Simulation of a Model Gas Turbine Combustor*. Combust. Flame 137 (3) (2004) 278–294.
- [6] M. BOILEAU, G. STAFFELBACH, B. CUENOT, T. POINSOT, C. Bérat - *LES of an Ignition Sequence in a Gas Turbine Engine*. Combustion and Flame 154 (1-2) (2008) 2–22.
- [7] B. FIORINA, R. VICQUELIN, P. AUZILLON, N. DARABIHA, O. GICQUEL, D. VEYNANTE - *A Filtered Tabulated Chemistry Model for LES of Premixed Combustion*. Combust. Flame 157 (2010) 465–475.
- [8] T. LU, C. LAW - *A Criterion Based on Computational Singular Perturbation for the Identification of Quasi Steady State Species: A Reduced Mechanism for Methane Oxidation with NO Chemistry*. Combust. Flame 154 (2008) 761–774.
- [9] L. ESCLAPEZ, E. RIBER, B. CUENOT - *Ignition Probability of a Partially Premixed Burner Using LES*. Proc. Combust. Inst. 35 (3) (2015) 3133–3141.
- [10] A. EYSSARTIER, B. CUENOT, L. Y. M. GICQUEL, T. POINSOT - *Using LES to Predict Ignition Sequences and Ignition Probability of Turbulent Two-Phase Flames*. Combust. Flame 160 (7) (2013) 1191–1207.
- [11] L. ESCLAPEZ - *Numerical Study of Ignition and Inter-Sector Flame Propagation in Gas Turbine*. Ph.D. thesis, INP Toulouse, 2015.
- [12] D. BARRÉ, L. ESCLAPEZ, M. CORDIER, E. RIBER, B. CUENOT, G. STAFFELBACH, B. RENOU, A. VANDEL, L. Y. M. GICQUEL, G. CABOT - *Flame Propagation in Aeronautical Swirled Multi-Burners: Experimental and Numerical Investigation*. Combust. Flame 161 (9) (2014) 2387–2405.
- [13] J. F. BOURGOUIN, D. DUROX, T. SCHULLER, J. BEAUNIER, S. CANDEL - *Ignition Dynamics of an Annular Combustor Equipped with Multiple Swirling Injectors*. Combust. Flame 160 (8) (2013) 1398 – 1413.
- [14] M. PHILIP, M. BOILEAU, R. VICQUELIN, T. SCHMITT, D. DUROX, J.-F. BOURGOUIN, S. CANDEL - *Simulation of the Ignition Process in an Annular Multiple-Injector Combustor and Comparison with Experiments*. J. Eng. Gas Turb. Power 137 (3) (2014) 031501–031501.
- [15] M. PHILIP, M. BOILEAU, R. VICQUELIN, E. RIBER, T. SCHMITT, B. CUENOT, D. DUROX, S. CANDEL - *Large Eddy Simulations of the Ignition Sequence of an Annular Multiple-Injector Combustor*. Proc. Combust. Inst. 35 (3) (2015) 3159–3166.
- [16] V. MOUREAU, G. LARTIGUE, Y. SOMMERER, C. ANGELBERGER, O. COLIN, T. POINSOT - *Numerical Methods for Unsteady Compressible Multi-Component Reacting Flows on Fixed and Moving Grids*. J. Comput. Phys. 202 (2) (2005) 710–736.
- [17] O. COLIN, F. DUCROS, D. VEYNANTE, T. POINSOT - *A Thickened Flame Model for Large Eddy Simulations of Turbulent Premixed Combustion*. Phys. Fluids 12 (7) (2000) 1843–1863.
- [18] B. FRANZELLI, E. RIBER, M. SANJOSE, T. POINSOT - *A Two-Step Chemical Scheme for Large-Eddy Simulation of Kerosene-Air Flames*. Combust. Flame 157 (7) (2010) 1364–1373.
- [19] S. MENDEZ, F. NICOU - *Large-Eddy Simulation of a Bi-Periodic Turbulent Flow with Effusion*. J. Fluid Mech. 598 (2008) 27–65.
- [20] D. LAHBIB - *Modélisation aérodynamique et thermique des multiperforations en LES*. Ph.D. thesis, Université Montpellier II, 2015.
- [21] E. MOTHEAU, Y. MERY, F. NICOU, T. POINSOT - *Analysis and Modeling of Entropy Modes in a Realistic Aeronautical Gas Turbine*. J. Eng. Gas Turb. Power 135 (9) (2013) 092602.
- [22] E. MOTHEAU, F. NICOU, T. POINSOT - *Mixed Acoustic-Entropy Combustion Instabilities in Gas Turbines*. J. Fluid Mech. 749 (2014) 542–576.
- [23] P. WOLF, G. STAFFELBACH, L. Y. GICQUEL, J.-D. MÜLLER, T. POINSOT - *Acoustic and Large Eddy Simulation Studies of Azimuthal Modes in Annular Combustion Chambers*. Combust. Flame 159 (11) (2012) 3398–3413.
- [24] M. BAUERHEIM, M. CAZALENS, T. POINSOT - *A Theoretical Study of Mean Azimuthal Flow and Asymmetry Effects on Thermo-Acoustic Modes in Annular Combustors*. Proc. Combust. Inst. 35 (2015) 3219–3227.
- [25] A. LEFEBVRE - *Gas Turbine Combustion*. CRC, 1999.
- [26] C. FENIMORE, H. FRAENKEL - *Formation and Interconversion of Fixed-Nitrogen Species in Laminar Diffusion Flames*. Proc. Combust. Inst. 18 (1981) 143–149.
- [27] Y. ZELDOVICH - *The Oxidation of Nitrogen in Combustion and Explosions*. Acta Physicochim. USSR 21 (1946) 577–628.
- [28] G. DE SOETE - *Overall Reaction Rates of NO and N₂ Formation from Fuel Nitrogen*. Symposium (International) on Combustion 15 (1) (1975) 1093–1102.
- [29] P. DOMINGO, L. VERVISCH, D. VEYNANTE - *Large-Eddy Simulation of a Lifted Methane-Air Jet Flame in a Vitiated Coflow*. Combust. Flame 152 (3) (2008) 415–432.
- [30] A. BOUCHER, N. BERTIER, F. DUPOIRIEUX - *A Method to Extend Flamelet Manifolds for Prediction of NO_x and Long Time Scale Species with Tabulated Chemistry*. Int. J. Sustainable Aviation 1 (2) (2014) 181–202.
- [31] F. PECQUERY, V. MOUREAU, G. LARTIGUE, L. VERVISCH, A. ROUX - *Modelling Nitrogen Oxide Emissions in Turbulent Flames with Air Dilution: Application to LES of a Non-Premixed Jet-Flame*. Combust. Flame 161 (2) (2014) 496–509.
- [32] D. GOODWIN - *An Open-Source, Extensible Software Suite for CVD Process Simulation*. Chemical Vapor Deposition XVI and EUROCVI 14 (2003) 2003–08.
- [33] J. LUCHE - *Elaboration of Reduced Kinetic Models of Combustion. Application to a kerosene mechanism*. Ph.D. thesis, LCSR Orleans, 2003.

- [34] J. LUCHE, M. REUILLON, J.-C. BOETTNER, M. CATHONNET - *Reduction of Large Detailed Kinetic Mechanisms: Application to Kerosene / Air Combustion*. Comb. Sci. Tech. 176 (2004) 1935–1963.
- [35] V. MOUREAU, P. DOMINGO, L. VERVISCH - *From Large-Eddy Simulation to Direct Numerical Simulation of a Lean Premixed Swirl Flame: Filtered Laminar Flame-PDF Modeling*. Combust. Flame 158 (7) (2011) 1340–1357.
- [36] V. MOUREAU, G. LARTIGUE - *YALES2* www.coria-cfd.fr. URL www.coria-cfd.fr, 2015.
- [37] M. MALANDAIN, N. MAHEU, V. MOUREAU - *Optimization of the Deflated Conjugate Gradient Algorithm for the Solving of Elliptic Equations on Massively Parallel Machines*. J. Comput. Phys. 238 (2013) 32–47.
- [38] G. LECOCQ, D. POITOU, I. HERNANDEZ, F. DUCHAINE, E. RIBER, B. CUENOT - *LES Model for Sooting Turbulent Nonpremixed Flames*. Flow Turb. Combust. 92 (2014) 947–970.
- [39] L. H. DOREY, N. BERTIER, L. TESSÉ, F. DUPOIRIEUX - *Soot and Radiation Modeling in Laminar Ethylene Flames with Tabulated Detailed Chemistry*. Comptes Rendus Mécanique 339 (12) (2011) 756–769.
- [40] K. M. LEUNG, R. P. LINDSTEDT - *A Simplified Reaction Mechanism for Soot Formation in Nonpremixed Flames*. Combust. Flame 87 (1991) 289–305.
- [41] D. POITOU, J. AMAYA, M. E. HAFI, B. CUENOT - *Analysis of the Interaction Between Turbulent Combustion and thermal Radiation Using Unsteady Coupled LES/DOM Simulations*. Combust. Flame 159 (2012) 1605–1618.

Acronyms

HPC	(High Performance Computing)
DNS	(Direct Numerical Simulations)
RANS	(Reynolds Average Navier Stokes)
LES	(Large Eddy Simulations)
PDF	(Probability Density Function)
TFLES	(Thickened Flame model in the LES context)
F-TACLES	(Filtered TABulated Chemistry for Large Eddy Simulation)
LBO	(Lean Blow-Off limits)
FAR	(Fuel-Air Ratio)
NOMANI	(Nitrogen Oxide emission model with one-dimensional MANifold)
NOx	(Nitrogen Oxides)

AUTHORS



Bénédicte Cuenot is the leader of the combustion research group at CERFACS, developing advanced softwares for the numerical simulation of turbulent combustion (code AVBP) and heat transfer (code PRISSMA for thermal radiation) in both academic and industrial systems. Dr. Cuenot teaches combustion in various universities and has authored about 70 peer-reviewed journal papers. She is also much experienced in coordinating international projects, mainly financed by the European Commission where she also acts as an expert evaluator.



Ronan Vicquelin is Associate Professor at Centrale Supélec. He is an expert in the fields of high performance computing, turbulent combustion and heat transfer. He is the leader of a HPC ANR project that focuses on flame ignition of a full-scale combustor.



Eleonore Riber senior researcher in the CFD group at CERFACS, obtained her PhD from Institut National Polytechnique Toulouse in 2007. After one year as a researcher at Institut Français du Pétrole - Energies nouvelles (IFPEN), she joined CERFACS in 2008. She contributes to the development of massively parallel two-phase reactive LES applied to energy, process and aerospace propulsion. She has developed expertise in DNS, LES, two-phase flows, chemistry and pollutant emissions modelling. She received two PRACE awards in 2012 (together with EM2C) and 2015 to study ignition mechanisms in a multiple-injectors annular combustor and pressure oscillations in solid rocket motors respectively.



Vincent Moureau is a CNRS researcher at CORIA in the combustion modeling group. He got his Master of Science from Ecole Centrale Paris in 2001 and obtained his PhD from Institut Français du Pétrole and Ecole Centrale Paris in 2004. After a two-year postdoctoral fellowship at Stanford University in the Center for Turbulence Research, he joined Turbomeca, SAFRAN group, as a combustion engineer from 2006 to 2008. Since 2009, his research is focused on turbulent combustion and spray modeling, and on the development of the YALES2 solver for Large-Eddy Simulation and Direct Numerical Simulation of turbulent flows in complex geometries using massively parallel computers. He received the Yves Chauvin award for his PhD thesis in 2005, the 3rd prize of the Bull Joseph Fourier award for the promotion of numerical simulation in 2010 and an IBM faculty award in 2011. He is the coordinator of the Scientific Group SUCCESS devoted to the promotion of super-computing for the CFD of complex flows in realistic geometries.



Ghislain Lartigue obtained his Ph.D at CERFACS in 2005. He then worked as an engineer for 5 years at the Research Division of GDF-Suez, the national gas company, where he developed combustion models and performed numerical simulations for key account customers. He then joined the CORIA lab where he is now co-developer of the YALES2 CFD code. His major fields of expertise are Large Eddy Simulation, combustion, numerical schemes and HPC.



Alexandre Figuer, combustion engineer, has been working at the Methods and Tools Development Department of Safran Snecma Villaroche since 2013. First working on combustion and aerothermal issues with RANS approach, he is now in charge of LES codes industrialization and calibration for combustion chambers design. In that context, he is working in close co-operation with CERFACS and CORIA labs.



Yoann Mery, PhD and research engineer, has been working at the combustor design team at Safran Snecma since 2010. First, as a research engineer with particular focus on pollutant prediction, advanced simulation (LES) and combustion instabilities (2010-2013). Then, in charge of the operability performances of combustors. Now he is a combustion expert (pollution and operability), and responsible for the upcoming emissions and smoke certification of the Silvercrest engine.



Jean Lamouroux, combustion engineer, received his PhD from EM2C in 2013. He joined TURBOMECA as a combustion methodology and tools engineer. His fields of expertise cover the LES modelling of turbulent combustion and pollutant formation.



Stéphane Richard, combustion engineer, received his PhD from EM2C and IFPEN laboratories in 2005. After 8 years working at IFPEN, he joined TURBOMECA as a combustion engineer, head of advanced computation methods for SAFRAN. His fields of expertise cover the LES modelling of turbulent combustion, two-phase flows and pollutant emissions, as well as chemistry kinetics, reduced order modelling for Automotive and Aeronautic engines.



Laurent Gicquel, senior Researcher at CERFACS/CFD, obtained his PhD in Mechanical Engineering from State University of New York (SUNY) at Buffalo in 2001 and his HdR from Institut National Polytechnique de Toulouse in 2007. He contributes to the development of massively parallel LES and acoustic solvers for industrial applications. His areas of expertise cover: turbulent reacting flows, Large-Eddy Simulations, Direct Numerical Simulations, two-phase flows, pollutant emissions, stochastic processes, combustion instabilities, turbomachinery flows. He is scientific expert for EU, ANR, DOE, NRC...



Thomas Schmitt is research scientist at EM2C, CNRS, CentraleSupélec. He defends his PhD at Cerfacs in 2009. He is now expert in the field of numerical simulation of turbulent combustion, applied to liquid rocket engine, gas turbine and combustion instabilities.



Sébastien Candel earned a PhD from the California Institute of Technology in 1972 and a Docteur ès Sciences degree from the University of Paris 6 in 1977. He is a University professor emeritus at Ecole Centrale Paris (now CentraleSupélec) and honorary professor at Institut Universitaire de France. His research contributions reported in more than 200 articles have mainly concerned combustion and aeroacoustics with applications in energy and aerospace propulsion. Among many distinctions, Sébastien Candel has been the recipient of the the Marcel Dassault Grand Prize of the French Academy of sciences, the Silver medal and Zeldovich Gold medal both from the Combustion Institute. Sébastien Candel is a member of the French Academy of sciences (its Vice-President for 2015 and 2016), the French Academy of technologies, the Air and Space Academy and he is a foreign member of the National Academy of Engineering of the United States.